

HOCKEY

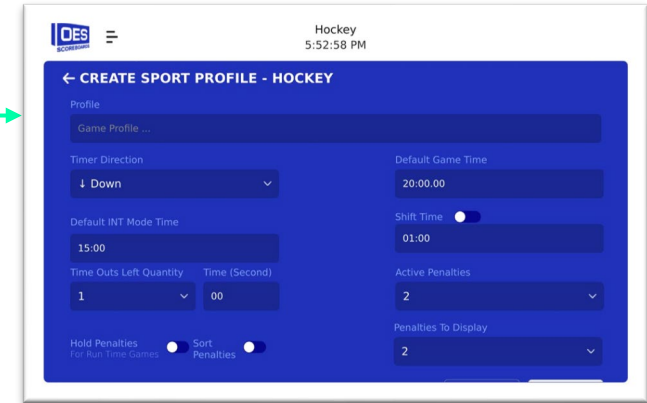
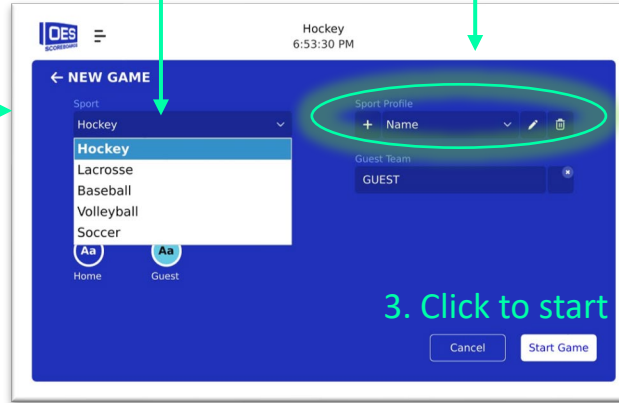
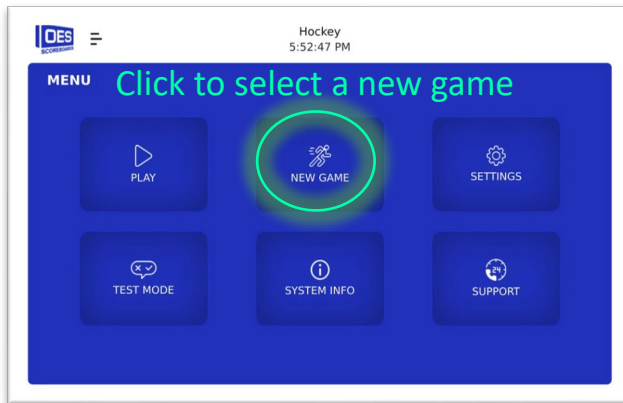
SETUP



1. Scroll to select sport

2. Select Existing Profile or Click + to create a new one

3. Click to start



TIMER DIRECTION

UP/DOWN
- Press down arrow select timer direction

INT MODE TIME

Maximum 99:59
- Press time to set default intermission time. Time can be change during game.

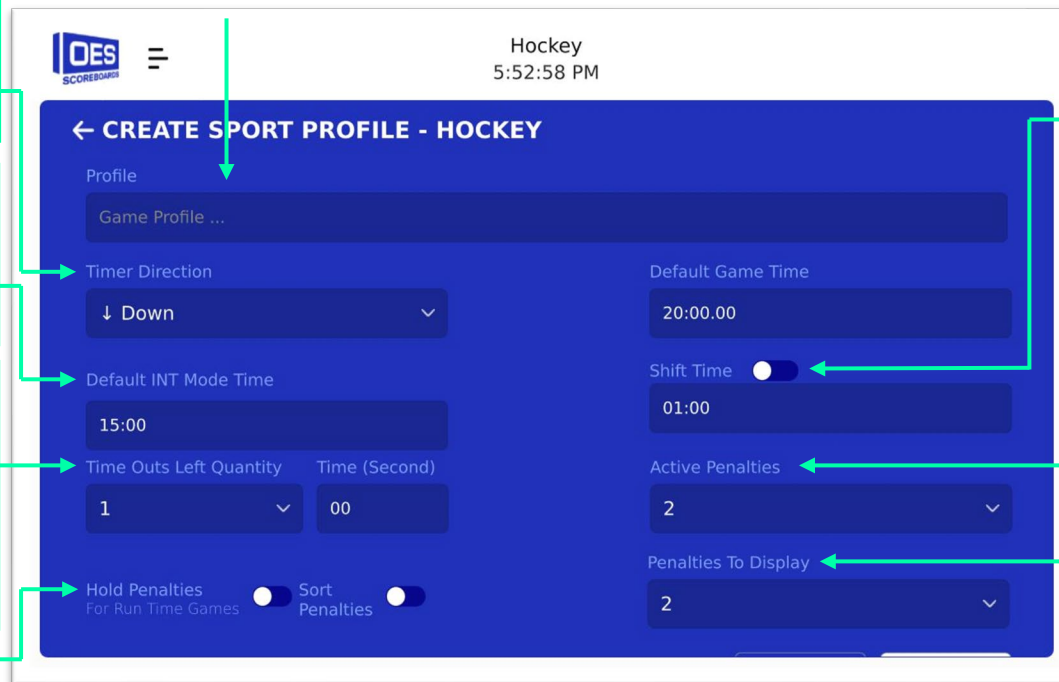
TIME OUTS

Maximum 9 (Qty), 99 (Time)
- Press down arrow
- Scroll to select quantity
- Press Time to set using keypad (Set to 0 if you don't want auto-timer)

HOLD/SORT PENALTY

Enable/Disable
- Press button to toggle OFF/ON

1. Enter a Name



SHIFT TIME

Maximum 59:59
- Press to set using keypad. Delete current time to enter new time .

ACTIVE PENALTY

Maximum 4
- Press down arrow and scroll to select number of active penalties

DISPLAY PENALTY

Maximum 4
- Press down arrow and scroll to select number of penalties to display

HOCKEY

OPERATION

SCORE

Maximum 199

- Press + to increment SCORE
- Press and hold value to edit the value manually. Press return arrow when done

PERIOD

Maximum 9

- Press + to increment PERIOD
- Press and hold value to edit the value manually. Press return arrow when done

SHIFT

- Defines Shift Time Length
- Buzzes a horn when the set limit is over and runs in a loop in sync with the Game Time.

GAME TIME

Maximum 99:59:99

- Stop all timers
- Press and hold time
- Press + or - to increment or decrement time manually
- Press any time number to manually enter time with keypad. Press return arrow when done.
- Press PLAY button to start time or if remote attached use it's toggle switch
- At the end of a period press the Reload button, the default game time will automatically appear for the next period and Period will increment.

INT MODE

Maximum 99:59:99

- Use for intermissions, time outs, and any kind of break timer
- Stop all timers
- Press and hold INT MODE
- Press + or - to increment or decrement time manually
- Press PLAY button to start INT MODE
- When expired, press the X button to return to regular Game mode.

SHOTS ON GOAL (SOG)

Maximum 99

- Press + to increment SOG
- Press and hold value to edit the value manually. Press return arrow when done

TIME OUT LEFT (TOL)

Maximum 9

- Press - to decrement TOL
- Press and hold period number to enter the period manually. Press return arrow when done

JERSEY

Maximum 99

- Press Jersey number to enter Jersey using a keypad
- Press and hold to enter the number manually. Press return arrow when done
- Delete existing number to enter the new number

MIN:SEC

Maximum 99:59

- Press + or - to increment or decrement time manual
- Press and hold to enter the number manually. Press return arrow when done

Penalty Time for Guest #1

Jersey #, Minute : Second

PRESET TIME

- Press a preset time (2:00,4:00, or 5:00 minutes) to select a preset PENALTY duration

PENALTY

- Stop time
- Press desired penalty time to enter the penalty window
- Press OK when jersey and time are set
- PENALTY time will start and stop with GAME TIME

CANCEL

- Press cancel button to delete the penalty. Other penalties will shift when time starts again.